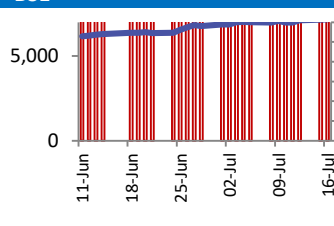
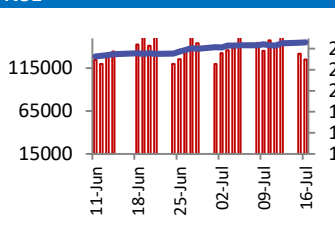


BSE		NSE																													
	<table border="1"> <tr><td>Open</td><td>80731</td></tr> <tr><td>High</td><td>80898</td></tr> <tr><td>Low</td><td>80598</td></tr> <tr><td>Close</td><td>80717</td></tr> <tr><td>Change</td><td>52</td></tr> <tr><td>Volume (Lacs)</td><td>11610</td></tr> <tr><td>Turnover (Rs.inCr)</td><td>8901</td></tr> </table>	Open	80731	High	80898	Low	80598	Close	80717	Change	52	Volume (Lacs)	11610	Turnover (Rs.inCr)	8901		<table border="1"> <tr><td>Open</td><td>24616</td></tr> <tr><td>High</td><td>24661</td></tr> <tr><td>Low</td><td>24588</td></tr> <tr><td>Close</td><td>24613</td></tr> <tr><td>Change</td><td>26</td></tr> <tr><td>Volume(Lacs)</td><td>59529</td></tr> <tr><td>Turnover(Rs.in Cr)</td><td>125150</td></tr> </table>	Open	24616	High	24661	Low	24588	Close	24613	Change	26	Volume(Lacs)	59529	Turnover(Rs.in Cr)	125150
Open	80731																														
High	80898																														
Low	80598																														
Close	80717																														
Change	52																														
Volume (Lacs)	11610																														
Turnover (Rs.inCr)	8901																														
Open	24616																														
High	24661																														
Low	24588																														
Close	24613																														
Change	26																														
Volume(Lacs)	59529																														
Turnover(Rs.in Cr)	125150																														

World Markets	Current	Previous	Pt. Chg	Var(%)
Dow	41198	40954	244	0.6%
Dow Futures	41601	41497	104	0.3%
Nasdaq	17997	18509	(512)	-2.8%
FTSE	8187	8165	22	0.3%
Nikkei	40278	41098	(820)	-2.0%
Hang Seng	17750	17739	11	0.1%
Gift Nifty	24642	24663	(21)	-0.1%
Straits Singapore	3471	3490	(19)	-0.5%
South Korea	2806	2843	(37)	-1.3%
Taiwan	23229	23770	(541)	-2.3%
Shanghai	2941	2963	(22)	-0.7%

Commodity Prices	Current	Previous	Pt. Chg	Var(%)
Copper (\$/MT)	9635	9664	(29.0)	-0.3%
Alumin (\$/MT)	2402	2406	(4.0)	-0.2%
Zinc (\$/MT)	2848	2885	(37.0)	-1.3%
Brent Crude (\$/bbl)	85.0	85.0	0.0	0.0%
Gold (\$/Ounce)	2466	2459	7.0	0.3%
Silver (\$/Ounce)	30.0	30.0	0.0	0.0%
Light Crude (\$/bbl)	83.0	83.0	0.0	0.0%
N G (\$/mmbtu)	2.0	2.0	0.0	0.0%
Sugar (\$/MT)	556.0	560.0	(4.0)	-0.7%
Rubber (Rs./kg)	208.0	208.0	0.0	0.0%
Baltic Dry Index	1890	1942	(52.0)	-2.7%

Currency Exchange Rate	Current	Previous	Var(%)
Rs./\$ rate	83.59	83.60	-0.01%
Rs./ Euro	91.10	91.23	-0.14%
Rs./Chinese Yuan	11.51	11.53	-0.17%
Yen /\$ rate	156.32	156.20	0.08%
\$ US/Euro	1.09	1.09	0.00%

Dollar Index	Current	Previous	Var(%)
Dollar Index	105.26	105.28	-0.02%

Support/ Resistance Levels for Today		
	Nifty	Bank Nifty Fut
Support 1	24540	52400
Support 2	24470	52270
Resistance	24670	52670

Securities in Ban For Trade	
GMRINFRA	GNFC
BALRAMCHIN	CHAMBLFERT
HINDCOPPER	VEDL
PEL	RBLBANK

Market Review

US: The rotation out of high-flying tech stocks continued on Wall Street on Wednesday as well with the S&P 500 and Nasdaq witnessing heavy losses. On the other hand, investors continued to pile into underperforming rate sensitives, with the Dow Jones having outperformed yet again.

Asia: Asian equities fell Thursday, following a selloff in technology stocks on concerns the US would impose tighter restrictions on chip sales to China.

India: Indian stock market remained closed on Wednesday on account of Muharram 2024. **Market is expected to open on a flattish note and likely to witness range bound move during the day.**

Global Economy: Japanese exports rose in June for a seventh straight month, but the pace of growth slowed sharply from the previous month, data showed on Thursday, underscoring concerns that a slowdown in China may hamper Japan's trade-reliant economy. Japanese exports rose 5.4% year-on-year in June, smaller than a 6.4% increase expected by economists in a Reuters poll and cooling from 13.5% growth in May.

Australian employment jumped well beyond expectations in June, yet the jobless rate still ticked higher as more people went looking for work, a mixed report that leaves open the question of whether interest rates need to rise further. Net employment climbed 50,200 in June from May, topping market forecasts for 20,000. Full-time employment rose 43,300 for a second month of strong gains.

U.S. single-family homebuilding fell to an eight-month low in June amid higher mortgage rates, suggesting the housing market was likely a drag on economic growth in the second quarter. The permits for future construction of single-family houses dropped to a one-year low last month, indicating that any anticipated rebound in activity, if the Federal Reserve cuts interest rates in September as expected, could be muted.

Commodities: US Gold prices held steady on Thursday after hitting a record peak in the previous session amid rising expectations of a US rate cut in September.

Oil prices ticked higher on Thursday, buoyed by a bigger-than-expected weekly decline in U.S. crude stocks.

Currency: Japan's yen scaled a six-week high on Thursday, spurring speculation of an official push, while the dollar nursed broad losses as markets prepared for U.S. rate cuts in a few months.

FII Derivative Transactions (Rs. Cr)

Contracts	Purchase		Sell		Net	Open Interest (OI)		OI (Previous day)		Change	
	Contract	Value	Contract	Value		Contract	Value	Contract	Value	Contract	Value
Index Future	31702	2115	32187	2174	(59)	562971	36285	571552	36861	(8581)	(576)
Index Option	36521394	2836799	36723550	2855933	(19134)	4151221	266205	5302048	363472	(1150827)	(97267)
Stock Future	297750	23512	336295	26848	(3336)	4148574	322983	4145651	322520	2923	463
Stock Option	648233	51858	644187	51474	384	731784	57850	690086	54536	41698	3314
Total	37499079	2914284	37736219	2936429	(22145)	9594550	683323	10709337	777389	(1114787)	(94066)

FII All Activity-BBG (Rs Cr)	Buy	Sell	Net
9-Jul-24	16248	14720	1528
10-Jul-24	18050	15866	2184
11-Jul-24	16632	16285	347
12-Jul-24	20307	14939	5368
15-Jul-24	15686	12348	3338
Month to date- July	177057	154553	22505
FII (Prov.) (Rs Cr)	Buy	Sell	Net
10-Jul-24	17464	16880	584
11-Jul-24	15360	16497	(1137)
12-Jul-24	19114	15092	4022
15-Jul-24	14857	12172	2685
16-Jul-24	14482	13211	1271
Month to date-July	182352	167677	14675
DII (Prov.) (Rs. Cr)	Buy	Sell	Net
10-Jul-24	15153	14070	1082
11-Jul-24	15835	14159	1676
12-Jul-24	14490	16142	(1651)
15-Jul-24	15033	15364	(331)
16-Jul-24	14936	15465	(529)
Month to date-July	171950	167805	4145
FII Debt - BBG (Rs. Cr)	Buy	Sell	Net
9-Jul-24	1731	1163	569
10-Jul-24	1226	577	649
11-Jul-24	2711	2006	705
12-Jul-24	1531	947	584
15-Jul-24	1371	1076	295
Month to date- July	18762	11606	7157

Market Breadth	BSE		NSE	
	No.	%	No.	%
Advance	1943	48%	1322	49%
Decline	1976	49%	1327	49%
Unchanged	90	2%	64	2%

Market Turnover	16-Jul	15-Jul	Var (%)
BSE Cash	8901	9733	-9%
NSE Cash	125150	131749	-5%
NSE Futures	138397	146572	-6%
NSE Options	50645533	24979091	103%
Total (Rs.Cr)	50917982	25267146	102%

Volatility Index	16-Jul	15-Jul
Volatility Index	14.22	14.19

Index PE - TTM	16-Jul	Yr. High	Yr. Low
Sensex	24.5	26.0	21.8
Nifty	23.4	28.8	20.3

Corporate News

Adani-Sirius JV announces acquisition of cloud platform company Coredge.io

Sirius Digitech Limited, a joint venture between the Adani Group and Sirius International Holding (Sirius), on Tuesday announced the signing of binding agreements for the acquisition of Coredge.io Private Limited, a cloud platform company. This acquisition will enable Sirius Digitech to provide cloud services that empower organizations to leverage sovereign cloud innovations while retaining sensitive data within their boundaries. (ET)

Tata Power to invest Rs 20,000 crore in FY25: N Chandrasekaran

Tata Power, will invest Rs 20,000 crore this financial year to further the company's renewable energy portfolio and transmission and distribution businesses, said Natarajan Chandrasekaran, Chairman, Tata Group. He also said that the company is well positioned to lead India's green energy shift with a focus on providing round-the-clock renewable energy, especially to commercial and industrial consumers. It is also aggressively looking at growth in rooftop solar, aiming for increased market share on the back of PM Surya Ghar Yojana. (ET)

Triveni Engineering Enters Indian-Made Foreign Liquor Market With Whisky Launch

Triveni Engineering and Industries Ltd. has announced the commencement of commercial operations in the Indian-made foreign liquor segment. The company has introduced two new whisky products: Matsya and The Crafters Stamp, targeting the burgeoning domestic market. Matsya has an annual production capacity of 4,20,000 litres. The Crafters Stamp, another premium offering, is set to produce 1,35,000 litres annually. (BQ)

Economy

Fish talks at WTO unfair, unbalanced, say small scale fishers

Small-scale fisher organisations from India, Indonesia, Bangladesh, Ecuador, and Gambia have asked fisheries subsidies negotiations to be kept out of the World Trade Organization (WTO) and said that the ongoing negotiations on curbing overcapacity and overfishing (OCOF) subsidies are "unfair and unbalanced". (ET)

International

BYD to introduce three more car models to Vietnam market

Chinese electric carmaker BYD will introduce three more models to the Vietnamese market this October and plans to expand its dealerships to 100 in 2026, Chief Operations Officer of BYD Vietnam Vo Minh Luc said on Thursday. (Inv)

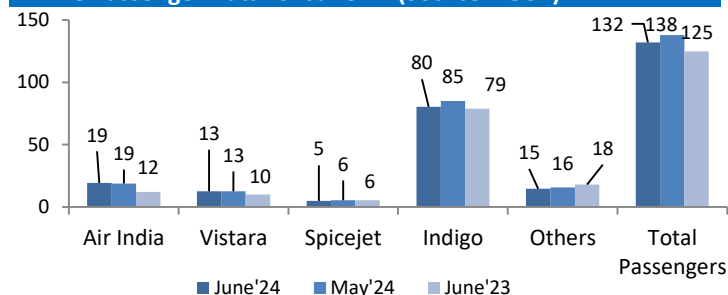
Top 5 Nifty Gainers	16-Jul	15-Jul	Var(%)
COALINDIA	512	498	3.0%
BPCL	316	308	2.7%
HINDUNILVR	2688	2620	2.6%
TATACONSUM	1176	1149	2.4%
BHARTIARTL	1467	1438	2.0%
Top 5 Nifty Losers	16-Jul	15-Jul	Var(%)
SHRIRAMFIN	2814	2882	-2.4%
DRREDDY	6646	6795	-2.2%
KOTAKBANK	1805	1844	-2.1%
ULTRACEMCO	11659	11834	-1.5%
NTPC	380	386	-1.3%

BSE Index Watch	Last	1 day	1 wk	1 mth	1 yr
SENSEX	80717	0.1%	0.5%	4.8%	21.2%
MIDCAP	47824	-0.3%	0.6%	3.8%	62.2%
SMLCAP	54302	0.3%	0.3%	6.1%	59.8%
AUTO	57765	0.2%	-1.6%	-1.0%	62.0%
BANKEX	60305	-0.2%	0.0%	6.1%	17.6%
Capital Goods	74460	-0.5%	-1.4%	1.6%	79.7%
FMCG	21945	0.9%	2.3%	5.9%	14.4%
Health Care	38755	-0.1%	0.8%	3.9%	46.6%
IT	39972	0.6%	3.8%	12.6%	27.4%
METAL	33188	0.3%	-0.9%	-1.2%	54.8%
Oil & Gas	31729	0.0%	4.3%	7.2%	65.8%
Power	8061	-0.5%	-0.4%	2.0%	102.4%
Realty	8797	1.6%	-0.1%	-0.3%	103.7%

NSE USD Futures	16-Jul	15-Jul	Var (%)
July Expiry (Rs./\$)	83.77	83.77	0.0%
August Expiry (Rs./\$)	83.65	83.65	0.0%
Total Turnover (Rs. Crore)	795	1283	-38%

Sectors	TTM PE
Auto	34.36
Auto Ancillary	54.23
Banking	15.83
Engineering	44.85
Cement	74.25
Diamonds & Jewellery	66.01
Housing Finance	25.45
Infrastructure & Const	33.87
Metals-Aluminium	44.24
Metal – Steel	19.46
Oil Expl.	17.44
Pharma	11.54
Power – Gen. Supp.	42.84
Information Tech.	25.72
Sugar	20.64
Telecom Serv. Prov.	87.15
Tyres	28.2

Airline Passenger Data for June'24 (Source:DGCA)



10 year G-Sec Yield	Current	Previous	Change
US	4.17%	4.16%	1 bps
Japan	1.06%	1.04%	2 bps
India	6.96%	6.98%	(2) bps
UK	4.08%	4.05%	3 bps
Libor 3 Mths	5.54%	5.55%	(1) bps

Indian Eco Data	Current	Previous	Var(%)
Forex Reserve (US\$ in bn)	654	652	0.3%
Inflation - WPI	3.36%	2.61%	75 bps
Inflation - CPI	5.08%	4.80%	28 bps

India GDP	Q4FY24	Q3FY24	Var(%)
Growth	7.76%	8.57%	(81) bps

Monetary Policy	Current	Previous	Change
Repo Rate	6.50%	6.50%	0 bps
Reverse Repo Rate	3.35%	3.35%	0 bps
CRR	4.50%	4.50%	0 bps
O/S Banking System Liquidity (Rs bn)	967	1106	(139.0)

IIP Growth %	Jan-24	Jan-23	Apr-Feb
IIP	5.9	5.7	6.2
Mining	5.9	9.0	8.5
Manufacturing	3.2	4.5	5.7
Electricity	5.6	12.7	7.0

ADR Price Movement

Company	Price (US\$)	Volume	Previous Day Price	Volume	Variance (%)	No. of Share Per ADR	ADR Price (Rs.)	BSE Price	Variance (%)
Infosys Tech	20.53	14389190	20.66	7137487	-0.63%	1	1716.10	1726.05	-0.6%
Wipro	6.70	2173465	6.69	1911123	0.15%	1	560.05	559.70	0.1%
Dr.Reddy's	78.70	277277	78.47	568965	0.29%	1	6578.53	6646.05	-1.0%
ICICI Bank	29.30	3872244	29.62	7632457	-1.08%	2	1224.59	1239.90	-1.2%
HDFC Bank	60.36	2119039	60.94	3512103	-0.95%	3	1681.83	1619.75	3.8%

GDR's (US\$)

	Prices	Prev. Close	Change	Var %
L&T	45.00	44.50	0.5	1.1%
RIL	75.90	76.00	(0.1)	-0.1%
SBI	104.60	104.80	(0.2)	-0.2%

US Economy Data

	Current	Previous
Inflation (%) (YoY)	3.00%	3.30%
Unemployment (%)	4.10%	4.00%

Interest Rate (%)

	Current	Previous
Fed Rate	5.50%	5.50%

US GDP

	Q1CY24	Q4CY23	Q4CY22
Growth (QoQ Annualized)	1.40%	3.40%	2.60%

China Economy Data

	Current	Previous
GDP	4.70%	5.30%
Inflation – CPI (%)	0.20%	0.30%

Economic Calendar

	Date
Indian GDP Data	30 Aug
Indian Inflation Data CPI	12 Aug
Indian Inflation Data WPI	14 Aug
Indian Monetary Policy	08 Aug
India's Industrial Production (IIP)	12 Aug
US Inflation Data	14 Aug
US GDP	25 Jul
US Unemployment Data	02 Aug
US Fed Rate	31 Jul
China GDP	18 Oct
China Inflation Data	9 Aug

Event Update

Name	Date	Purpose
Punjab & Sind Bank	17-Jul-2024	Rs.0.20 per share(2%)Dividend
Shriram Pistons & Rings Ltd	17-Jul-2024	Dividend
Advanced Enzyme Technologies Ltd.	18-Jul-2024	Rs.1.10 per share(55%)Final Dividend
Can Fin Homes Ltd.	18-Jul-2024	Rs.4.00 per share(200%)Final Dividend
KPI Green Energy Ltd.	18-Jul-2024	Stock Split from Rs.10/- to Rs.5/-
Newgen Software Technologies Ltd.	18-Jul-2024	Rs.4.00 per share(40%)Final Dividend
Tanla Platforms Ltd.	18-Jul-2024	Rs.6.00 per share(600%)Final Dividend
Abbott India Ltd.	19-Jul-2024	Rs.410.00 per share(4100%)Final Dividend
Arvind Ltd.	19-Jul-2024	Rs.1.00 per share(10%)Special Dividend
Chennai Petroleum Corporation Ltd.	19-Jul-2024	Rs.55.00 per share(550%)Final Dividend
Cummins India Ltd.	19-Jul-2024	Rs.20.00 per share(1000%)Final Dividend
Dhanuka Agritech Ltd.	19-Jul-2024	Rs.6.00 per share(300%)Final Dividend
Elecon Engineering Company Ltd.	19-Jul-2024	Stock Split from Rs. 2/- to Re.1/-
Graphite India Ltd.	19-Jul-2024	Rs.11.00 per share(550%)Final Dividend
Hitech Corporation Ltd.	19-Jul-2024	Rs.1.00 per share(10%)Final Dividend
JSW Infrastructure Ltd.	19-Jul-2024	Rs.0.55 per share(27.5%)Final Dividend
Kotak Mahindra Bank Ltd.	19-Jul-2024	Rs.2.00 per share(40%)Final Dividend
Laxmi Organic Industries Ltd.	19-Jul-2024	Rs.0.60 per share(30%)Final Dividend
Life Insurance Corporation of India	19-Jul-2024	Rs.6.00 per share(60%)Final Dividend
Lloyds Engineering Works Ltd.	19-Jul-2024	Rs.0.20 per share(20%)Dividend
Natural Capsules Ltd.	19-Jul-2024	A.G.M.
Shree Digvijay Cement Company Ltd.	19-Jul-2024	Rs.3.00 per share(30%)Dividend
Shrydus Industries Ltd.	19-Jul-2024	Right Issue of Equity Shares
Siddhika Coatings Ltd.	19-Jul-2024	Bonus

Bulk Deal As On 16/07/24

BSE

Security Code	Security Name	Client Name	Deal	Quantity	Price
543499	ACHYUT	ISEM MEHMET	B	112500	56.5
543499	ACHYUT	SWEETY DEVESH KHANDELWAL	S	103500	56.5
538351	AFEL	MULTIPLIER SHARE & STOCK ADVISORS PRIVATE LIMITED	S	67000	13.12
538351	AFEL	MULTIPLIER SHARE & STOCK ADVISORS PRIVATE LIMITED	B	100000	13.12
538351	AFEL	SRIHARI YEDLA	S	80000	13.12
542865	ANUROOP	NAYNA DILIP CHHEDA	S	61622	29.11
542865	ANUROOP	RITESH RAMESHCAND AGARWAL	S	110000	30.11
524434	ASINPET	MANOJ KUMAR KANDA	B	46000	23.07
544183	ASSOCIATED	SHERWOOD SECURITIES PVT LTD	B	7000	204.57
540956	BHATIA	ORCHARD ROAD PROPERTIES PVT LT	S	896904	22.8
530249	BRIDGESE	MULTIPLIER SHARE & STOCK ADVISORS PRIVATE LIMITED	B	388803	5.12
540829	CHANDRIMA	MULTIPLIER SHARE & STOCK ADVISORS PRIVATE LIMITED	B	28000	26.33
512018	CNIRESLTD	NANDKISHOR CHATURVEDI (HUF)	S	1000000	10.37
531035	ERAAYA	SNEHA GARG	S	122263	799.58
540190	FRANKLININD	CAMELLIA TRADEX PRIVATE LIMITED	S	1748891	3.73
540190	FRANKLININD	SIVAYA TRANSFORMATION PRIVATE LIMITED	S	5175674	3.65
540190	FRANKLININD	TOPGAIN FINANCE PRIVATE LIMITED	S	6715698	3.7
540190	FRANKLININD	TOPGAIN FINANCE PRIVATE LIMITED	B	100000	3.6
531911	GALAGEX	GB LOGISTICS COMMERCE LIMITED	B	42500	59.44
531911	GALAGEX	VIVEK KANDA	S	27207	59.02
544199	GEMENVIRO	SETU SECURITIES PVT. LTD.	S	196800	314.17
544199	GEMENVIRO	SETU SECURITIES PVT. LTD.	B	160000	310.11
544199	GEMENVIRO	SOHAM FINCARE INDIA LLP	S	129600	315.44
544199	GEMENVIRO	SOHAM FINCARE INDIA LLP	B	129600	314.18
531758	GKCONS	AKHILESH KUMAR	B	103845	20.38
531758	GKCONS	ALOK FARSAIYA	S	100000	20.38
530663	GOYALASS	VANDANATIWARI	S	943628	2.09
543546	HEALTHYLIFE	VARUN GUPTA	S	130000	39.78
540377	IFL	DHRUV GANJI	S	40000000	1.3
540377	IFL	MULTIPLIER SHARE & STOCK ADVISORS PRIVATE LIMITED	S	12168988	1.3
524400	ISHITADR	MADHUSUDHAN GUNDA	S	20000	80.56
538422	JACKSON	SETU SECURITIES PVT. LTD.	S	2196251	0.64
535730	KHOOSURAT	RATHOD MANOJ CHHAGANLAL HUF	S	2500000	1.4
541973	MACH	CHIRAG D BHANUSHALI HUF	S	39000	39.25
541973	MACH	MANISH SATYANARAYAN NUWAL	B	19500	39.25
541973	MACH	SEEMA MANISH NUWAL	B	19500	39.25
535910	MMLF	NITISH PRAFULCHANDRA MEHTA	B	71424	174.99
535910	MMLF	YASH BIPINBHAI NATHWANI (HUF)	B	77071	174.93
530557	NCLRESE	MULTIPLIER SHARE & STOCK ADVISORS PRIVATE LIMITED	B	12500000	0.95
543400	OMNIPOTENT	VINAY KUMAR TEKRIWAL	B	60000	11.44
512217	PRISMEDI	PRAGNESH ROHITKUMAR PANDYA	S	36071	28.6
512217	PRISMEDI	PRAGNESH ROHITKUMAR PANDYA	B	10369	28.54
512217	PRISMEDI	TEJESH HASMUKH SHAH	B	57000	29.99
500360	RAPICUT	OCEAN INVESTMENTS PRIVATE TRUST	B	35000	171.17
539561	REMLIFE	ALOK ASHOK TIWARI	S	606978	16.23
539561	REMLIFE	NISHCHAYA TRADINGS PRIVATE LIMITED	S	572717	16.19
539561	REMLIFE	NISHCHAYA TRADINGS PRIVATE LIMITED	B	652878	15.99
531667	RRMETAL	UMANG MAHENDRA SHAH	B	108279	68.61
538875	SELLWIN	MAKARAND MANOJ WADKAR	S	114089	27.62

539199	SGFIN	APL INFRASTRUCTURE PRIVATE LIMITED	B	275000	399.81
540147	SHASHIJIT	SHUBHAM ASHOKBHAI PATEL	S	489396	7.07
540147	SHASHIJIT	SHUBHAM ASHOKBHAI PATEL	B	37811	7.1
540147	SHASHIJIT	VIKRAMBHAI GOKALBHAI CHAUDHARI	S	141000	7.18
540147	SHASHIJIT	VIKRAMBHAI GOKALBHAI CHAUDHARI	B	261600	7.04
524642	SIKOZY	MAKIYA JUNAID FURNITUREWALA	S	425000	1.26
543924	SONALIS	RAJESH KUMAR SINGH	B	14000	64.97
530289	SPCAPIT	KARAN HEMANT GOGRI	S	30998	60.2
530289	SPCAPIT	MAYURKANT GOVINDJI MULJIBHAI	B	100000	58.87
543745	SVS	ABDUL AHAD SHAKEEL MISTRY	B	114000	11.26
521005	TITANIN	KOTVAK LOGISTICS LLP	S	242746	39.76
511523	VEERHEALTH	ARYAMAN BHARAT TAPARIA	S	100000	25.06

NSE

Security Code	Security Name	Client Name	Deal	Quantity	Price
AHIMSA	Ahimsa Industries Ltd.	RCSPL SHARE BROKING PRIVATE LIMITED	BUY	60000	21.75
ACSAL	Arvind and Company	DEEPAK DHANJI PATEL	SELL	192000	79.46
BAIDFIN	Baid Finserv Limited	HIRJI PARBAT GADA	BUY	1150000	19.26
DPEL	Divine Power Energy Ltd	EVERMORE SHARE BROKING PRIVATE LIMITED	SELL	108000	121.74
DOLLEX	Dollex Agrotech Limited	ANSARI NAMRA FIRDAUS AAMIR ANJUM	SELL	136000	39.94
GLOBE	Globe Textiles (I) Ltd.	SUNITA SANTOSH GOENKA	SELL	1921404	4.92
IBULPP	Indiabulls Hsg Fin Ltd	AALIDHRA TEXTOL ENGINEERS PRIVATE LIMITED	BUY	2500000	67.15
IBULPP	Indiabulls Hsg Fin Ltd	PLUTUS WEALTH MANAGEMENT LLP	BUY	6579936	68.16
IBULPP	Indiabulls Hsg Fin Ltd	SANTOSH KUMAR GARG	SELL	2342587	66.61
IBULPP	Indiabulls Hsg Fin Ltd	VIBGYOR INVESTORS ## DEVELOPERS PVT LTD	SELL	2541557	66.64
KAMOPAINTS	Kamdhenu Ventures Limited	JAINAM BROKING LIMITED	BUY	2500000	39.61
MANOMAY	Manomay Tex India Ltd	NAV CAPITAL VCC - NAV CAPITAL EMERGING STAR FUND	BUY	99999	203.36
MDL	Marvel Decor Limited	GINNI FINANCE PVT. LTD.	BUY	346000	123.49
MDL	Marvel Decor Limited	HEENABEN MANMOHANBHAI RADHANPURA	SELL	100000	125
NDL	Nandan Denim Limited	TRAPAL TRADING PRIVATE LIMITED	SELL	900000	48.31
NANDANI-RE	Nandani Creation Ltd	ATUL B CHAUHAN HUF	SELL	35055	9.93
RULKA	Rulka Electricals Limited	ROHAN SUDHAKAR JADHAV	BUY	27600	555.8
SABAR	Sabar Flex India Limited	VORA FINANCIAL SERVICES PVT LTD	BUY	100000	27.33
SARTE-RE	Sar Televenture Limited	ABHILASHA SINGHANIA	BUY	91500	15.75
SARTELE	Sar Televenture Limited	ASTON MULTITRADE PRIVATE LIMITED	BUY	111500	238.86
SARTE-RE	Sar Televenture Limited	INDIA INFLECTION OPPORTUNITY FUND	SELL	362000	16.42
SARTE-RE	Sar Televenture Limited	JAISHREE SINGHANIA	BUY	87500	15.75
SECURCRED	SecUR Credentials Limited	ANKITABEN SOHIL JOBANPUTRA	SELL	220320	8.43
SCPL	Sheetal Cool Products Ltd	KIFS ENTERPRISE	SELL	110000	480
SLONE	Slone Infosystems Limited	ROHAN SUDHAKAR JADHAV	BUY	35200	158.99
VIJAYA	Vijaya Diagnostic Cen Ltd	AL MEHWAR COMMERCIAL INVESTMENTS L.L.C.	SELL	594987	775.03
ZOMATO	Zomato Limited	AXIS MUTUAL FUND A/C AXIS FOCUSED 25 FUND	BUY	4400000	226.85
ZOMATO	Zomato Limited	BNP PARIBAS ARBITRAGE	BUY	735000	226.85
ZOMATO	Zomato Limited	CITIGROUP GLOBAL MARKETS MAURITIUS PRIVATE LIMITED (ODI)	BUY	1398000	226.85
ZOMATO	Zomato Limited	GOLDMAN SACHS INVESTMENTS (MAURITIUS) I LIMITED SHORT TERM	BUY	920000	226.85
ZOMATO	Zomato Limited	MATTHEWS ASIA FUNDS PACIFIC TIGER FUND	BUY	90413	226.85
ZOMATO	Zomato Limited	MATTHEWS ASIA INSTITUTIONAL FUNDS LLC ASIA EX CHINA EQUITY SERIES	BUY	26411	226.85
ZOMATO	Zomato Limited	MATTHEWS PACIFIC TIGER ACTIVE ETF	BUY	45771	226.85
ZOMATO	Zomato Limited	MATTHEWS PACIFIC TIGER FUND	BUY	558514	226.85
ZOMATO	Zomato Limited	MORGAN STANLEY ASIA SINGAPORE PTE	BUY	440998	226.85
ZOMATO	Zomato Limited	MOTILAL OSWAL MUTUAL FUND	SELL	28470148	226.85
ZOMATO	Zomato Limited	OPTIMAS GLOBAL ALPHA FUND	BUY	735000	226.85
ZOMATO	Zomato Limited	POLAR CAPITAL FUNDS PLC-GLOBAL TECHNOLOGY FUND	BUY	6350856	226.85
ZOMATO	Zomato Limited	SOCIETE GENERALE	BUY	12769185	226.85

Disclosure:

Research Reports that are published by Nirmal Bang Securities Private Limited (hereinafter referred to as "NBSPL") are for private circulation only. NBSPL is a registered Research Analyst under SEBI (Research Analyst) Regulations, 2014 having Registration no. INH000001766. NBSPL is also a registered Stock Broker with National Stock Exchange of India Limited, BSE Limited, Metropolitan Stock Exchange of India Limited, Multi Commodity Exchange of India Limited and , National Commodity and Derivative Exchange Limited in Capital Market , Equity and Commodities derivatives segments and Currency Derivatives Segment .

NBSPL has other business divisions with independent research teams separated by Chinese walls, and therefore may, at times, have different or contrary views on stocks and markets.

NBSPL or its associates have not been debarred / suspended by SEBI or any other regulatory authority for accessing / dealing in securities Market since last 20 years. NBSPL, its associates or analyst or his relatives do not hold any financial interest (Except Investment) in the subject company. NBSPL or its associates or Analyst do not have any conflict or material conflict of interest at the time of publication of the research report with the subject company. NBSPL or its associates or Analyst or his relatives may or may not hold beneficial ownership of 1% or more in the subject company at the end of the month immediately preceding the date of publication of this research report.

NBSPL or its associates / analyst has not received any compensation / managed or co-managed public offering of securities of the company covered by Analyst during the past twelve months. NBSPL or its associates have not received any compensation or other benefits from the company covered by Analyst or third party in connection with the research report. Analyst has not served as an officer, director or employee of Subject Company. NBSPL / analyst has not been engaged in market making activity of the subject company.

Analyst Certification: The research analysts and authors of these reports, hereby certify that the views expressed in this research report accurately reflects my/our personal views about the subject securities, issuers, products, sectors or industries. It is also certified that no part of the compensation of the analyst(s) was, is, or will be directly or indirectly related to the inclusion of specific recommendations or views in this research. The analyst(s) principally responsible for the preparation of this research report and has taken reasonable care to achieve and maintain independence and objectivity in making any recommendations.

Disclaimer:

The Research Report is for the personal information of the authorized recipient and does not construe to be any investment, legal or taxation advice. NBSPL is not soliciting any action based upon it. Nothing in the research report shall be construed as a solicitation to buy or sell any security or product, or to engage in or refrain from engaging in any such transaction. In preparing the research report, we did not take into account the investment objectives, financial situation and particular needs of the reader.

The research report has been prepared for the general use of the clients of NBSPL and must not be copied, either in whole or in part, or distributed or redistributed to any other person in any form. If you are not the intended recipient you must not use or disclose the information in the research report in any way. Though disseminated to all the customers simultaneously, not all customers may receive the research report at the same time. NBSPL will not treat recipients as customers by virtue of their receiving the research report. The research report is not directed or intended for distribution to or use by any person or entity resident in a state, country or any jurisdiction, where such distribution, publication, availability or use would be contrary to law, regulation or which would subject NBSPL & its group companies to registration or licensing requirements within such jurisdictions.

The report is based on the information obtained from sources believed to be reliable, but we do not make any representation or warranty that it is accurate, complete or up-to-date and it should not be relied upon as such. We accept no obligation to correct or update the information or opinions in it. NBSPL or any of its affiliates or employees shall not be in any way responsible for any loss or damage that may arise to any person from any inadvertent error in the information contained in the research report. NBSPL or any of its affiliates or employees do not provide, at any time, any express or implied warranty of any kind, regarding any matter pertaining to this report, including without limitation the implied warranties of merchantability, fitness for a particular purpose, and non-infringement. The recipients of the research report should rely on their own investigations.

This information is subject to change without any prior notice. NBSPL reserves its absolute discretion and right to make or refrain from making modifications and alterations to this statement from time to time. Nevertheless, NBSPL is committed to providing independent and transparent recommendations to its clients, and would be happy to provide information in response to specific client queries.

Before making an investment decision on the basis of research report, the reader needs to consider, with or without the assistance of an adviser, whether the advice is appropriate in light of their particular investment needs, objectives and financial circumstances. There are risks involved in securities trading. The price of securities can and does fluctuate, and an individual security may even become valueless. International investors are reminded of the additional risks inherent in international investments, such as currency fluctuations and international stock market or economic conditions, which may adversely affect the value of the investment. Opinions expressed are subject to change without any notice. Neither the company nor the director or the employees of NBSPL accept any liability whatsoever for any direct, indirect, consequential or other loss arising from any use of the research report and/or further communication in relation to the research report. Here it may be noted that neither NBSPL, nor its directors, employees, agents or representatives shall be liable for any damages whether direct or indirect, incidental, special or consequential including lost revenue or lost profit that may arise from or in connection with the use of the information contained in the research report.

Copyright of this document vests exclusively with NBSPL.

Our reports are also available on our website

Registration granted by SEBI and certification from NISM in no way guarantee performance of NBSPL or provide any assurance of returns to investors.

Nirmal Bang Research (Division of Nirmal Bang Securities Pvt. Ltd.)

B-2, 301/302, Marathon Innova,
Opp. Peninsula Corporate Park
Off. Ganpatrao Kadam Marg
Lower Parel(W), Mumbai-400013
Board No. : 91 22 6723 8000/8001
Fax. : 022 6723 8010